



The Salty Tippet

Volume 1, Issue 1

tarponcoastflyfishers.com


Fall Quarter

- Inside:**
- Club Officers2
 - New TCOFF Website2
 - Wade fishing Ft. De Soto Where to wade.....3
 - The Fly Fishing Kayak What makes a fishing kayak.....4
 - Photos Ray Conata in Ozello with a nice Redfish.....4
 - Alaska Bob Bebout fishes Big Creek, AK.....5

Communication By Text & Email

Up ahead, communication with club members will take place by both text and email. For example, this newsletter will be sent as a PDF file attached to an email and, also, as a link in a text message. With the email, you'll click the attached PDF file to open the newsletter. With the text, you'll click the link to open the Salty Tippet from the Web.

President's Corner



TCFF President
Frank Cuttone

Welcome, Tarpon Coast Fly Fishers

To fellow Fly Fishers near and far, warm greetings. I'm Frank Cuttone the newly-elected President of the Tarpon Coast Fly Fishers Club. This is the first issue of **The Salty Tippet**, the club's newsletter.

More Effective Communication

We want the Salty Tippet to help us communicate more effectively with the membership by presenting club news, club-sponsored events, local fly fishing stories, and member photos. Especially member photos!

Monthly Meetings

We hope to start regular monthly meetings this winter when, depending on the corona virus, it's safe to do so.

At our meetings we can have a committee chair person, either elected or volunteer, plan upcoming fishing trips and events, fly tying sessions, and, as in the past, rod building

classes.

These are only some of what I have planned for the Tarpon Coast Fly Fishers and I would like your input as well.

Please don't hesitate to contact me at (518) 487-8895 if you have any ideas or plans you would like to implement, plans that will enhance your joint club experience.

eMail Updates

We need to update the membership's phone numbers and email addresses.

So we can correct our membership roster, please email us at...

tdunne3@tampabay.rr.com

...or text the club secretary at:

(901) 827-5927



The Fly Fishing Kayak, Page 4.



TCFF Club Officers

President

Frank Cuttone
(518) 487-8895

Vice President

Bob Bebout
(352) 263-4070

Treasurer

Michelle Humphrey
(901) 827-5927

Secretary

Jim Humphrey
(901) 827-5927

Salty Tippet Editor

Terry Dunne
(352) 999-1576

Webmaster

Terry Dunne
(352) 999-1576

New TCFF Website

TCFF has a new website. Construction is almost complete and it is accessible at this time. It's a very simple website with five categories on its menu bar:

- **Home Page**
Contains links to the rest of the website and an active slideshow of the club's fishing photos.
- **About TCFF**
Contains a list of TCFF officers and describes TCFF's purpose and
- **Upcoming Events**
Displays future fishing events and meetings, e.g., a fishing trip to Honeymoon Island or a TCFF meeting at Linda Pedersen park.
- **Member Photos**
Displays member fishing photos. Caught a big one? Email or text the photo to the Webmaster and we'll upload it to the website for your viewing pleasure.
- **Salty Tippet**
Lists current and past issues of the Salty Tippet newsletter.

The goal of the TCFF website is to improve the lines of communication between TCFF members and to advertise our great fly fishing club to the rest of the world.

Give it a try at:

tarponcoastflyfishers.com



TCFF's new website is designed to improve communication between the club and club members. The website also provides a page for member fishing photos. Send in your fishing photos and we'll display them on the Web.

Wading Destination

Wade Fishing Ft. De Soto

Entrance - 1st Spot

As you enter **Fort De Soto** you will see an area on the left where you can park and launch a kayak or wade the shore in either direction. The little bridge just after the toll station is a good place to explore.

2nd Spot - Bridge & Boat Ramp

There is an area just south of the small bridge where you can park and walk back to the bridge. The culvert under the bridge connects **Mullet Key Bayou** and the waters west of **Bonnie Fortune Key**. Also, there is a flat just west of the boat ramp with easy access that often holds nice **Sea Trout** and **Redfish**.

3rd Spot - Maintenance Area

Continuing east from the intersection

at the flagpole, you will find the roadway to the maintenance area on the left. You can access the water on either side of the entrance.

4th Spot - East Beach

At the end of the bike/multipurpose trail on the south side of the roadway

Bunces Pass - Casting out into the channel and retrieving up over the drop-off should get you some nice trout.

you'll find **East Beach**.

It has a good firm bottom with a long shallow flat going south until you access deep water. There are good **Snook**, **Mackerel**, and **Jacks** along that edge. Going north from **East Beach** the bottom is softer but holds a lot of **Trout**

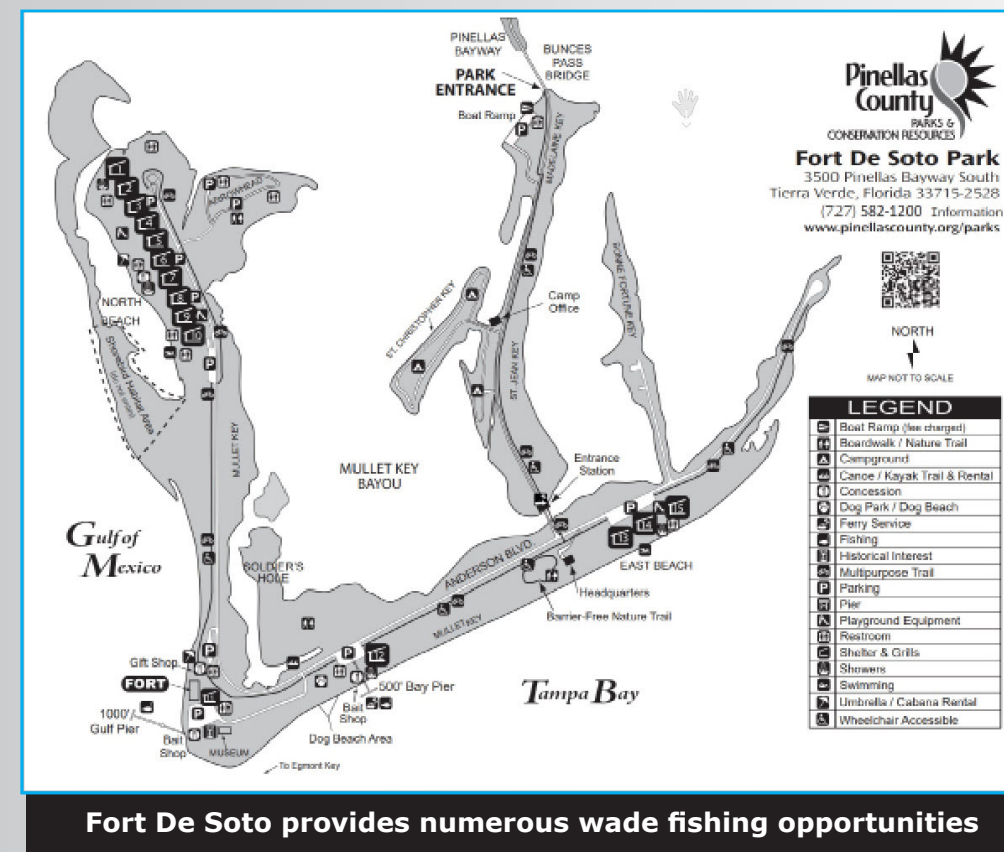
and some **Snook**. Be careful of deep potholes.

Going West from the **Fort De Soto Flagpole** you will find a sand road on the right that leads back to the old ferry landing in **Mullet Key Bayou**. The area to the east of the landing is soft and may prove difficult to wade. Wading is much better to the west.

5th Spot - Bunces Pass

Continuing around to the northern end of the park, you will find the **Arrowhead Picnic Area**. From this area you have easy access to the **Bunces Pass** area.

Wading straight out from the **Arrowhead Picnic Area**, you will find good grass flats with very good tidal flow. Casting out into the channel and retrieving up over the drop-off should get you some Trout.



Fort De Soto provides numerous wade fishing opportunities

The Fly Fishing Kayak

The fly fishing kayak requires five basic accessories:

1. Rod Holder
2. Anchor
3. Anchor Trolley
4. Paddle Holder
5. Tow Rope

Optional

6. Fish Finder
7. Live Well
8. Ice chest



A fish finder and live well come in handy. Live well uses battery-powered aerator.



An anchor trolley lets you control which way your kayak faces. For example, if you are anchored in current, such as a changing tide, and you are facing away from where you are fishing, the anchor trolley will turn you around by moving the anchor rope to the opposite end of the kayak.



TCFF member Ray Conata with a nice Redfish caught and released while kayak fishing Ozello's vast labyrinth. Ray is a master salt water kayaker with a long line of trophy fish to his credit.

Alaska

Fly Fishing Big Creek

Two Weeks on the Nik Nek River



cold rain so we head out for the long run up Big Creek.

10 fish in 30 minutes

Tanner is fishing the lower sand bar. He gives me the thumbs down. Sage just landed one at Circle Slew. She says try Fox Bend.

We try it for a few minutes as Tanner speeds by. Thirty minutes later, he goes by headed down-river. He says they have ten in the box. Ten fish in thirty minutes! We haven't touched one.

Impressive Fly Casting

I pick up and head upriver. We set up and I start rowing down the center of the creek. Dennis is doing an impressive job of dropping the fly two inches from the bank on seven out of ten casts. As a guide, you can't ask for better than that. Somewhere along the way, Dennis has learned to cast.

Now it's just a matter of doing the work until it pays off. It doesn't take long. Dennis rolls a nice fish but it comes off. I anchor up in the fast water so he can cast to the soft water behind a bolder near the shore. Yeah that works! He lands a nice silver salmon but it's a bit too red so we snap a quick picture and let it go. Some days you can lose over half the silvers you hook.

Fish After Fish

Not today, Dennis skillfully leads fish after fish through the current to the boat so that I can make a down stream scoop with the net. We put five nice




"Dennis is doing an impressive job of dropping the fly two inches from the bank on 7-out-of-10 casts."



Monday morning, wake up to the soft sound of rain falling on an uninsulated asphalt roof. I lay there and enjoy it until the six o'clock alarm goes off. Ran out of gas yesterday so I load fifteen gallons by flashlight before the other guides get it.

Dennis's wife doesn't want to fish in the



Cast of Characters

- **Dennis the Client**
A well traveled very good fisherman. Favorite fly-rod fish is the Silver Salmon.
- **Tanner**
Super awesome guide from Michigan.
- **Sage**
Super awesome guide from Montana.
- **Bob Bebout**
Over the hill, kinda-OK, part-time guide from Florida

bright fish it the box as well as releasing several fish in various shades of blush.

A great day redemption for my embarrassing start on Sunday.

— Bob Bebout